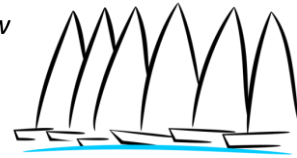


Weather facts:

here you put in all the facts you know and that are relevant for your race.



SAILUCATION Venue Analysis



Venue Name Kiel

Geography flat cliff line with forests on top, coast facing east; building block

Time of Start 12:00 h

Tides & Currents only current, locally

Weather past few days succession of fronts and troughs moving eastwards

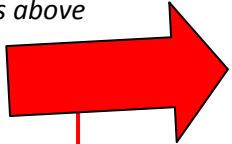
General weather situation + forecast low pressure system predominant; forecast wind backing southerly
Wind strength 10-15 kn, later building to 20 kn, strong gusts, rainy

Likelihood of Sea Breeze no mention of sea breeze in forecast; unlikely because of rain

My personal forecast (for Time of Start)

Personal evaluation

this is your personal evaluation of what will happen based on the facts above



gradient wind blowing offshore ; irregular gusts occurrence; unstable

air; wind will swing to left and settle at SW at around 13h → backing

gusts usually from direction the wind is changing to → left

wind strength: 10-15kn; water well mixed, no current to expect


less wind close to coast as wind will be diverging

Possible complications

irregular gust sequence

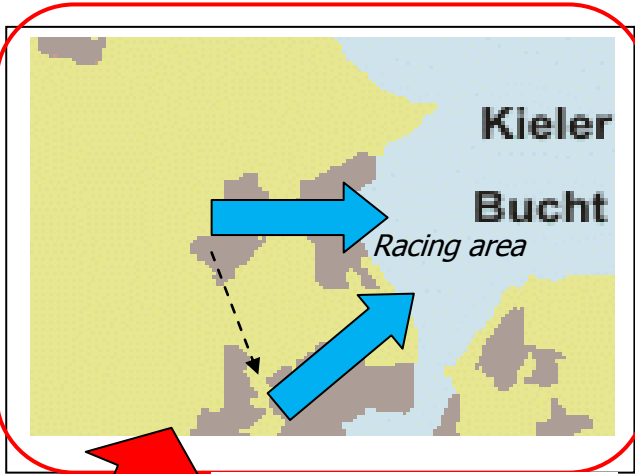
coastal effects on race course

commercial shipping and lots of other traffic on racing area



Complications

write down what complications may occur, things you are uncertain of, this helps you to be prepared!



Picture

make a quick draft of the coastline and all important elements; this helps to visualize what you have just written down